

Alfa Revival Cup Mugello Racing Weekend Prove Libere 1

Classification

No Drivers	Team	Car	Cl.	Time	Lap Total	Gap	Kph
1 23 M. SALOMONE / G. BAR	Alfa Delta	1750 GTAm	G2 TC 200	2:12.135	9 9	- -	142.9
2 306 M. GUERRA / M. GUERR	Carrera Tea	Giulia Sprin	I GR.5 1600	2:14.272	4 9	+2.137 +2.137	140.6
3 105 A. PERFETTI	Alfa Delta	1750 GTAm	G2 TC 200	2:14.656	8 8	+2.521 +0.384	140.2
4 326 A. MORTEO / L. MORAM	Irpinia Nor	Alfetta GT T	I GTS 2800	2:15.458	4 4	+3.323 +0.802	139.4
5 116 F. MONGUZZI	Scuderia Bi	1750 GTAm	G2 TC 200	2:16.240	3 7	+4.105 +0.782	138.6
6 87 D. BERTINELLI	Alfa Delta	1750 GTAm	G2 TC 200	2:16.732	8 9	+4.597 +0.492	138.1
7 69 B. LABER / L. STOJET	Formula GT	1750 GTAm	G2 TC 200	2:18.052	3 8	+5.917 +1.320	136.8
8 93 H. LUGINBUEHL	Formula GT	1750 GTAm	G2 TC 200	2:18.697	6 10	+6.562 +0.645	136.1
9 12 G. SORDI / M. SORDI	Alfa Delta	1750 GTAm	G2 TC 200	2:19.074	10 10	+6.939 +0.377	135.8
10 77 . WALTER BEN	Alfa Delta	Giulia Sprin	I GR.5 1600	2:19.920	5 9	+7.785 +0.846	134.9
11 356 C. BARBOLINI CIONINI	Circolo del	1750 GTAm	G2 TC 200	2:20.191	9 10	+8.056 +0.271	134.7
12 80 U. BRUSTIO / M. BRUS	Alfa Delta	1750 GTAm	G2 TC 200	2:20.681	7 9	+8.546 +0.490	134.2
13 1 P. BACHOFEN / D. INH	Alfa Delta	1750 GTAm	G2 TC 200	2:21.353	10 10	+9.218 +0.672	133.6
14 27 A. FRANCESCHETTI	Formula GT	1750 GTAm	G2 TC 200	2:22.145	8 9	+10.010 +0.792	132.8
15 11 F. SICCARDI	Alfa Delta	1750 GTAm	G2 TC 200	2:24.339	8 10	+12.204 +2.194	130.8
16 138 F. MONSEN	Alfa Delta	Giulia Sprin	G2 GTS 16	2:24.555	6 6	+12.420 +0.216	130.6
17 30 F. BURATTI / M. BETT	Carrera Tea	Giulia Sprin	I GR.5 1600	2:26.042	4 4	+13.907 +1.487	129.3
18 125 G. SERIO / F. MISCHI	Carrera Tea	Giulia Sprin	F TC 1600	2:27.193	7 8	+15.058 +1.151	128.3
19 151 A. KARDOL	Alfa Race T	GT Veloce 20	H2 TC 200	2:33.824	6 9	+21.689 +6.631	122.8
20 16 G. BENEDINI / B. FER	Carrera Tea	Giulia Sprin	F TC 1600	2:38.141	4 6	+26.006 +4.317	119.4
21 163 A. SAINI / P. PRALLE	Formula GT	Giulia Sprin	G1 GR.5 1600	2:45.387	8 9	+33.252 +7.246	114.2
22 112 A. PALMA / G. MAGGIO	Carrera Tea	GT Veloce 20	H1 T 2000	2:52.383	6 6	+40.248 +6.996	109.5
23 7 R. LONARDI	Scuderia Nu	Giulietta Sp	E GTS 1300	2:52.712	5 5	+40.577 +0.329	109.3
24 28 S. CARBONE	Gatti Team	GT Veloce 20	H1 T 2000	2:54.238	3 5	+42.103 +1.526	108.4
25 10 E. MORTEO / A. MORTE	Irpinia Nor	Giulietta TI	E TC 1300				
26 42 G. BARDELLI / N. CIP	Eclat Racin	Alfetta GT A	I TC 2000				
27 88 F. PANTALEO / M. GUE	Carrera Tea	1750 GTAm	G2 TC 200		6		
28 188 F. ZAMUNER / A. MERZ	Alfa Delta	Giulia Sprin	G2 GTS 16		2		

Fastest Lap: Lap 9 Mario SALOMONE **2:12.135** 142.9 Kph

Published at:

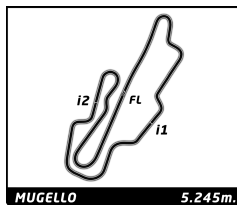
Track Status: **DRY**

Direttore di Gara:

CANU Antonio
Lic. 52925

Il DS Cronometraggio

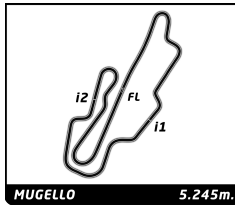
INNOCENTI Chiara
Lic. 523246



Alfa Revival Cup Mugello Racing Weekend Prove Libere 1

Best Sector Times

Sector 1		Sector 2		Sector 3		No Team	Class	Ide al	Bes t
No Driver	Time	No Driver	Time	No Driver	Time				
1 326 A.MORT	44.779	23 M.SALO	40.173	23 M.SALO	46.953	1 23 Alfa Delta O	G2 T	2:12.135	2:12.135 (1)
2 23 M.SALO	45.009	105 A.PERF	40.777	306 M.GUER	47.513	2 105 Alfa Delta O	G2 T	2:13.952	2:14.656 (3)
3 116 F.MONG	45.423	306 M.GUER	41.098	326 A.MORT	47.624	3 306 Carrera Team	I GR	2:14.212	2:14.272 (2)
4 105 A.PERF	45.546	116 F.MONG	42.065	105 A.PERF	47.629	4 326 Irpinia Nort	I GT	2:15.458	2:15.458 (4)
5 306 M.GUER	45.601	69 B.LABE	42.260	87 D.BERT	48.206	5 116 Scuderia Bio	G2 T	2:15.813	2:16.240 (5)
6 87 D.BERT	45.782	93 H.LUGI	42.370	116 F.MONG	48.325	6 87 Alfa Delta O	G2 T	2:16.462	2:16.732 (6)
7 356 C.BARB	46.902	12 G.SORD	42.402	69 B.LABE	48.803	7 69 Formula GT	G2 T	2:18.045	2:18.052 (7)
8 69 B.LABE	46.982	87 D.BERT	42.474	93 H.LUGI	48.999	8 93 Formula GT	G2 T	2:18.455	2:18.697 (8)
9 12 G.SORD	47.025	77 WALTER	42.532	356 C.BARB	49.218	9 12 Alfa Delta O	G2 T	2:18.918	2:19.074 (9)
10 93 H.LUGI	47.086	326 A.MORT	43.055	77 WALTER	49.391	10 77 Alfa Delta O	I GR	2:19.530	2:19.920 (10)
11 80 U.BRUS	47.374	80 U.BRUS	43.255	1 P.BACH	49.442	11 356 Circolo dell	G2 T	2:20.191	2:20.191 (11)
12 27 A.FRAN	47.569	1 P.BACH	43.940	88 F.PANT	49.479	12 80 Alfa Delta O	G2 T	2:20.221	2:20.681 (12)
13 77 WALTER	47.607	356 C.BARB	44.071	12 G.SORD	49.491	13 1 Alfa Delta O	G2 T	2:21.057	2:21.353 (13)
14 1 P.BACH	47.675	27 A.FRAN	44.112	80 U.BRUS	49.592	14 27 Formula GT	G2 T	2:21.445	2:22.145 (14)
15 11 F.SICC	48.237	138 F.MONS	44.354	27 A.FRAN	49.764	15 138 Alfa Delta O	G2 G	2:24.042	2:24.555 (16)
16 138 F.MONS	49.059	30 F.BURA	44.655	138 F.MONS	50.629	16 11 Alfa Delta O	G2 T	2:24.209	2:24.339 (15)
17 30 F.BURA	49.381	11 F.SICC	44.685	11 F.SICC	51.287	17 88 Carrera Team	G2 T	2:24.731	
18 125 G.SERI	49.702	88 F.PANT	45.169	125 G.SERI	51.384	18 30 Carrera Team	I GR	2:26.005	2:26.042 (17)
19 88 F.PANT	50.083	125 G.SERI	45.413	30 F.BURA	51.969	19 125 Carrera Team	F TC	2:26.499	2:27.193 (18)
20 151 A.KARD	51.511	151 A.KARD	47.600	151 A.KARD	53.606	20 151 Alfa Race Te	H2 T	2:32.717	2:33.824 (19)
21 16 G.BENE	51.952	16 G.BENE	49.166	16 G.BENE	54.458	21 16 Carrera Team	F TC	2:35.576	2:38.141 (20)
22 163 A.SAIN	55.878	188 F.ZAMU	51.763	163 A.SAIN	56.091	22 163 Formula GT	G1 G	2:44.622	2:45.387 (21)
23 28 S.CARB	56.836	112 A.PALM	52.329	28 S.CARB	59.875	23 28 Gatti Team	H1 T	2:50.341	2:54.238 (24)
24 112 A.PALM	57.929	163 A.SAIN	52.653	112 A.PALM	1:00.653	24 112 Carrera Team	H1 T	2:50.911	2:52.383 (22)
25 7 R.LONA	58.421	7 R.LONA	53.456	7 R.LONA	1:00.835	25 7 Scuderia Nuv	E GT	2:52.712	2:52.712 (23)



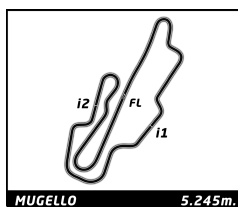
Alfa Revival Cup

Mugello Racing Weekend

Prove Libere 1

Best Top Speed

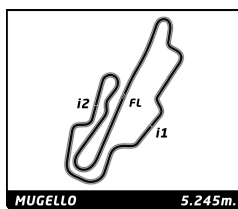
Team	Car	Class	Top Speed	Top 1		Top 2		Top 3		Top 4		Top 5		Avg
				Kph	Lap	Kph	Lap	Kph	Lap	Kph	Lap	Kph	Lap	
326 Irpinia Northw	Alfetta GT	I GTS 2800	A. MORT	230.3	4	227.4	3	117.3	2	72.3	1			161,8
116 Scuderia Biond	1750 GTAm	G2 TC 2000	F. MONG	212.3	4	211.5	7	211.1	5	210.7	3	196.6	2	208,4
87 Alfa Delta OKP	1750 GTAm	G2 TC 2000	D. BERT	209.5	9	205.9	7	205.9	8	205.5	3	205.5	4	206,5
105 Alfa Delta OKP	1750 GTAm	G2 TC 2000	A. PERF	206.3	7	205.9	8	202.8	5	202.5	3	202.5	6	204,0
27 Formula GT	1750 GTAm	G2 TC 2000	A. FRAN	204.4	4	203.6	9	203.2	7	202.8	3	202.8	8	203,4
11 Alfa Delta OKP	1750 GTAm	G2 TC 2000	F. SICC	204.0	4	203.6	3	203.6	6	202.5	8	202.1	2	203,2
69 Formula GT	1750 GTAm	G2 TC 2000	B. LABE	204.0	3	204.0	8	203.2	6	202.8	5	202.1	7	203,2
356 Circolo della	1750 GTAm	G2 TC 2000	C. BARB	204.0	3	202.8	10	201.3	7	201.0	4	200.6	9	201,9
1 Alfa Delta OKP	1750 GTAm	G2 TC 2000	P. BACH	202.5	9	202.5	3	201.7	6	201.3	5	201.0	7	201,8
23 Alfa Delta OKP	1750 GTAm	G2 TC 2000	M. SALO	201.3	7	201.0	5	200.2	9	199.5	6	194.8	4	199,4
88 Carrera Team	1750 GTAm	G2 TC 2000	F. PANT	201.3	4	193.8	2	179.7	6	127.6	5	112.4	3	163,0
306 Carrera Team	Giulia Spri	I GR.5 1600	M. GUER	201.3	8	200.2	7	200.2	9	197.7	4	196.6	3	199,2
80 Alfa Delta OKP	1750 GTAm	G2 TC 2000	U. BRUS	200.2	6	200.2	7	198.8	8	198.0	9	197.0	2	198,8
93 Formula GT	1750 GTAm	G2 TC 2000	H. LUGI	200.2	10	199.1	7	198.8	6	197.7	9	197.0	2	198,6
77 Alfa Delta OKP	Giulia Spri	I GR.5 1600	WALTER	199.1	6	195.9	5	194.8	3	194.5	4	194.5	7	195,8
12 Alfa Delta OKP	1750 GTAm	G2 TC 2000	G. SORD	193.1	7	192.8	9	190.7	2	190.4	4	190.1	8	191,4
151 Alfa Race Team	GT Veloce 2	H2 TC 2000	A. KARD	191.7	3	189.7	9	188.7	4	187.8	6	187.4	7	189,1
138 Alfa Delta OKP	Giulia Spri	G2 GTS 1600	F. MONS	191.4	4	190.4	3	189.1	6	186.2	5	181.8	2	187,8
30 Carrera Team	Giulia Spri	I GR.5 1600	F. BURA	189.4	4	186.5	3	176.5	2	95.9	1			162,1
16 Carrera Team	Giulia Spri	F TC 1600	G. BENE	188.1	4	187.8	5	180.9	2	163.5	3	144.0	6	172,9
125 Carrera Team	Giulia Spri	F TC 1600	G. SERI	187.8	7	186.5	8	185.2	5	185.2	6	167.8	2	182,5
163 Formula GT	Giulia Spri	G1 GR.5 1600	A. SAIN	175.9	6	172.8	3	172.6	9	169.6	2	169.6	7	172,1
28 Gatti Team	GT Veloce 2	H1 T 2000	S. CARB	157.1	4	156.7	2	154.7	5	134.4	3	101.0	1	140,8
7 Scuderia Nuvol	Giulietta S	E GTS 1300	R. LONA	155.8	5	137.1	3	131.1	2	76.9	4	65.6	1	113,3
112 Carrera Team	GT Veloce 2	H1 T 2000	A. PALM	148.5	5	147.5	6	146.5	4	141.0	2	79.5	3	132,6
188 Alfa Delta OKP	Giulia Spri	G2 GTS 1600	F. ZAMU	92.5	2	73.0	1							82,8
10 Irpinia Northw	Giulietta T	E TC 1300												
42 Eclat Racing A	Alfetta GT	I TC 2000												



Alfa Revival Cup Mugello Racing Weekend Prove Libere 1

Sector Analysis

Invalidated Lap							Personal Best		Session Best		B Crossing the pit lane							
Lap	D	Time	Sector 1	Sector 2	Sector 3	Kph	Elapsed	Lap	D	Time	Sector 1	Sector 2	Sector 3	Kph	Elapsed			
1	Alfa Delta OKP 1. Peter BACHOFEN 2. Dario INHELDER							1750 GTAm G2 TC 2000		2	1	7:54.5	55.715	49.743	6:09.130	39.8	12:12.022	
	3	1	2:39.6	55.915	49.316	54.458	118.2	14:51.711										
	4	1	2:38.1	54.378	49.166	54.597	119.4	17:29.852										
	5	1	2:38.8	51.952	49.796	57.148	118.8	20:08.748										
	6	1	3:01.8	58.574	58.961	1:04.363	103.8	23:10.646										
	23	Alfa Delta OKP 1. Mario SALOMONE 2. Giacomo BARRI							1750 GTAm G2 TC 2000		1	1	3:35.0	1:33.344	1:00.617	1:01.082	87.8	3:35.043
		2	1	2:44.1	55.818	49.670	58.704	115.0	6:19.235									
		3	1	2:30.5	51.208	46.695	52.613	125.4	8:49.751									
		4	1	2:29.9	50.347	46.699	52.855	126.0	11:19.652									
		5	1	2:30.5	49.692	48.131	52.733	125.4	13:50.208									
		6	1	2:25.6	49.538	45.618	50.486	129.6	16:15.850									
7		1	4:01.6 B	48.363	53.404	2:19.894	78.1	20:17.511										
8		1	2:25.1	54.711	42.859	47.616	130.1	22:42.697										
9		1	2:12.1	45.009	40.173	46.953	142.9	24:54.832										
27		Formula GT 1. Alberto FRANCESCHETTI							1750 GTAm G2 TC 2000		1	1	3:25.4	1:34.340	53.876	57.273	91.9	3:25.489
	2	1	2:30.6	52.215	47.195	51.257	125.3	5:56.156										
	3	1	2:28.0	47.569	45.746	54.753	127.5	8:24.224										
	4	1	2:22.8	48.106	44.612	50.136	132.2	10:47.078										
	5	1	6:17.0 B	52.925	50.557	4:33.543	50.1	17:04.103										
	6	1	2:52.9	1:06.036	54.022	52.864	109.2	19:57.025										
	7	1	2:26.6	48.590	46.315	51.771	128.7	22:23.701										
	8	1	2:22.1	48.269	44.112	49.764	132.8	24:45.846										
	9	1	2:23.4	48.297	44.284	50.907	131.6	27:09.334										
	28	Gatti Team 1. Salvatore CARBONE							GT Veloce 200 H1 T 2000		1	1	11:27.	5:49.105	1:06.852	4:31.265	27.5	11:27.222
2		1	2:56.7	58.887	54.581	1:03.288	106.8	14:23.978										
3		1	2:54.2	59.178	53.630	1:01.430	108.4	17:18.216										
4		1	2:54.5	59.292	55.394	59.875	108.2	20:12.777										
5		1	5:25.1 B	56.836	57.841	3:30.518	58.1	25:37.972										
30		Carrera Team 1. Federico BURATTI 2. Massimiliano BETTATI							Giulia Sprint I GR.5 1600		1	1	4:17.8	2:23.210	54.932	59.712	73.2	4:17.854
		2	1	7:39.0	53.601	47.743	5:57.743	41.1	11:56.941									
		3	1	2:28.0	50.881	45.069	52.134	127.5	14:25.025									
		4	1	2:26.0	49.418	44.655	51.969	129.3	16:51.067									
		69	Formula GT 1. Bernhard LABER 2. Lukas STOJETZ							1750 GTAm G2 TC 2000		1	1	3:10.5	1:23.110	52.184	55.283	99.1
2	1		2:21.3	48.599	43.462	49.262	133.6	5:31.900										
3	1		2:18.0	46.982	42.260	48.810	136.8	7:49.952										
4	1		2:18.8	47.082	42.994	48.803	136.0	10:08.831										
7	Scuderia Nuvolari 1. Roberto LONARDI							Giulietta Spi E GTS 1300		1	1	4:34.8	2:13.718	1:10.767	1:10.343	68.7	4:34.828	
	2	1	9:18.0	1:06.718	1:00.572	7:10.741	33.8	13:52.859										
	3	1	4:47.1 B	1:02.169	1:01.082	2:43.933	65.7	18:40.043										
	4	1	3:14.9	1:13.931	57.191	1:03.833	96.9	21:54.998										
	5	1	2:52.7	58.421	53.456	1:00.835	109.3	24:47.710										
	11	Alfa Delta OKP 1. Francesco SICCARDI							1750 GTAm G2 TC 2000		1	1	3:45.1	2:01.951	48.989	54.247	83.9	3:45.187
2		1	2:33.9	50.739	45.967	57.218	122.7	6:19.111										
3		1	2:27.6	49.199	46.315	52.112	127.9	8:46.737										
4		1	2:28.1	49.315	46.250	52.602	127.4	11:14.904										
5		1	2:27.2	49.516	45.563	52.157	128.2	13:42.140										
6		1	3:26.9 B	48.621	46.269	1:52.086	91.2	17:09.116										
7		1	2:36.5	57.747	47.277	51.476	120.7	19:45.616										
8		1	2:24.3	48.237	44.685	51.417	130.8	22:09.955										
9		1	2:24.9	48.765	44.868	51.287	130.3	24:34.875										
10		1	2:26.9	48.259	47.026	51.622	128.5	27:01.782										
12		Alfa Delta OKP 1. Giulio SORDI 2. Mattia SORDI							1750 GTAm G2 TC 2000		1	1	3:37.6	1:56.872	47.982	52.788	86.8	3:37.642
	2	1	2:47.5	48.629	44.665	1:14.209	112.7	6:25.145										
	3	1	2:22.7	48.952	43.360	50.420	132.3	8:47.877										
	4	1	2:23.5	48.530	44.465	50.565	131.5	11:11.437										
	5	1	2:20.6	47.695	43.152	49.811	134.2	13:32.095										
	6	1	2:21.8	47.427	44.541	49.856	133.1	15:53.919										
	7	1	2:21.6	48.397	43.100	50.136	133.3	18:15.552										
	8	1	2:20.9	47.025	43.740	50.139	134.0	20:36.456										
	9	1	2:20.4	47.594	43.369	49.491	134.4	22:56.910										
	10	1	2:19.0	47.140	42.402	49.532	135.8	25:15.984										
	16	Carrera Team 1. Giampaolo BENEDINI 2. Bruno FERRARI							Giulia Sprint F TC 1600		1	1	4:17.4	2:17.739	59.416	1:00.279	73.3	4:17.434

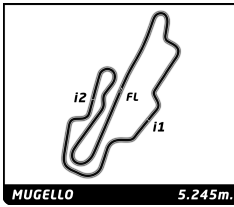


Alfa Revival Cup Mugello Racing Weekend Prove Libere 1

Sector Analysis

Invalidated Lap Personal Best Session Best B Crossing the pit lane

Lap	D	Time	Sector 1	Sector 2	Sector 3	Kph	Elapsed	Lap	D	Time	Sector 1	Sector 2	Sector 3	Kph	Elapsed
77 Alfa Delta OKP 1750 GTAm 1. WALTER BEN 1 GR.5 1600															
1	1	4:13.4	2:22.224	54.909	56.298	74.5	4:13.431	1	1	3:21.4	1:34.790	52.209	54.476	93.7	3:21.475
2	1	2:34.1	53.716	46.858	53.588	122.5	6:47.593	2	1	2:24.1	50.065	44.008	50.079	131.0	5:45.627
3	1	2:23.8	49.808	43.943	50.112	131.2	9:11.456	3	1	2:20.8	48.460	42.972	49.438	134.0	8:06.497
4	1	2:20.9	48.187	42.667	50.123	133.9	11:32.433	4	1	2:21.5	47.868	43.995	49.680	133.4	10:28.040
5	1	2:19.9	47.997	42.532	49.391	134.9	13:52.353	5	1	2:19.3	47.964	42.384	48.999	135.5	12:47.387
6	1	2:20.4	47.607	43.373	49.503	134.4	16:12.836	6	1	2:18.6	47.086	42.370	49.241	136.1	15:06.084
7	1	3:22.5	B 49.238			93.2	19:35.383	7	1	3:19.3	B 49.425			94.7	18:25.388
8	1	3:11.2	B 1:03.696			98.7	22:46.633	8	1	2:37.8	58.915	48.371	50.530	119.6	21:03.204
9	1	2:29.1	56.131	42.856	50.180	126.6	25:15.800	9	1	2:24.2	49.173	45.830	49.275	130.9	23:27.482
80 Alfa Delta OKP 1750 GTAm 1. Umberto BRUSTIO G2 TC 2000 2. Marco BRUSTIO															
1	1	3:33.6	1:37.384	57.822	58.473	88.4	3:33.679	1	1	3:19.4	1:33.958	51.638	53.836	94.7	3:19.432
2	1	2:35.5	50.520	49.282	55.785	121.4	6:09.266	2	1	2:15.4	46.918	40.905	47.629	139.4	5:34.884
3	1	2:27.5	50.161	46.309	51.075	128.0	8:36.811	3	1	3:55.7	B 45.771	40.848	2:29.133	80.1	9:30.636
4	1	2:28.8	48.805	48.120	51.895	126.9	11:05.631	4	1	2:29.7	55.493	43.592	50.615	126.1	12:00.336
5	1	2:24.8	48.862	45.537	50.480	130.3	13:30.510	5	1	2:16.8	46.153	40.777	49.920	138.0	14:17.186
6	1	2:23.3	48.627	44.613	50.074	131.8	15:53.824	6	1	2:14.6	45.771	41.245	47.646	140.2	16:31.848
7	1	2:20.6	47.834	43.255	49.592	134.2	18:14.505	7	1	2:20.1	46.331	46.039	47.791	134.7	18:52.009
8	1	2:21.6	47.536	43.891	50.189	133.3	20:36.121	8	1	2:14.6	45.546	41.402	47.708	140.2	21:06.665
9	1	2:22.1	47.374	44.137	50.659	132.8	22:58.291								
87 Alfa Delta OKP 1750 GTAm 1. Davide BERTINELLI G2 TC 2000															
1	1	4:14.4	2:28.825	49.577	56.046	74.2	4:14.448	1	1	3:52.4	1:53.373	57.039	1:02.037	81.2	3:52.449
2	1	2:24.1	49.921	44.171	50.100	131.0	6:38.640	2	1	10:34.	B 59.990	52.329	8:41.775	29.8	14:26.543
3	1	2:21.3	48.320	44.252	48.804	133.6	9:00.016	3	1	3:18.0	1:13.570	1:00.227	1:04.253	95.3	17:44.593
4	1	2:24.7	46.195	42.563	55.997	130.4	11:24.771	4	1	2:57.9	1:00.766	56.078	1:01.110	106.1	20:42.547
5	1	2:36.4	B 52.168			120.7	14:01.183	5	1	2:54.5	58.585	53.832	1:02.103	108.2	23:37.067
6	1	2:29.3	57.937	43.161	48.206	126.5	16:30.487	6	1	2:52.3	57.929	53.801	1:00.653	109.5	26:29.450
7	1	2:20.0	46.096	44.271	49.716	134.8	18:50.570								
8	1	2:16.7	45.782	42.474	48.476	138.1	21:07.302								
9	1	2:18.3	46.321	43.304	48.699	136.5	23:25.626								
88 Carrera Team 1750 GTAm 1. Francesco PANTALEO G2 TC 2000 2. Marco GUERRA															
1	1	3:34.1	1:46.635	52.091	55.421	88.2	3:34.147	1	1	3:31.9	1:50.510	48.768	52.656	89.1	3:31.934
2	1	4:53.8	B 50.373	46.212	3:17.272	64.3	8:28.004	2	1	9:07.1	48.453	43.582	7:35.078	34.5	12:39.047
3	1	5:00.2	59.162	45.899	3:15.211	62.9	13:28.276	3	1	2:16.2	45.423	42.170	48.647	138.6	14:55.287
4	1	3:13.7	B 50.176			97.5	16:42.004	4	1	2:17.0	46.400	42.289	48.325	137.8	17:12.301
5	1	2:32.7	57.335	45.958	49.479	123.6	19:14.776	5	1	4:28.6	B 55.276			70.3	21:40.907
6	1	2:23.9	B 50.083			131.1	21:38.752	6	1	2:29.5	56.652	43.273	49.649	126.2	24:10.481
								7	1	2:16.3	45.942	42.065	48.382	138.4	26:26.870
93 Formula GT 1750 GTAm 1. Hans LUGINBUEHL G2 TC 2000															
1	1	3:21.4	1:34.790	52.209	54.476	93.7	3:21.475	1	1	3:52.4	1:53.373	57.039	1:02.037	81.2	3:52.449
2	1	2:24.1	50.065	44.008	50.079	131.0	5:45.627	2	1	10:34.	B 59.990	52.329	8:41.775	29.8	14:26.543
3	1	2:20.8	48.460	42.972	49.438	134.0	8:06.497	3	1	3:18.0	1:13.570	1:00.227	1:04.253	95.3	17:44.593
4	1	2:21.5	47.868	43.995	49.680	133.4	10:28.040	4	1	2:57.9	1:00.766	56.078	1:01.110	106.1	20:42.547
5	1	2:19.3	47.964	42.384	48.999	135.5	12:47.387	5	1	2:54.5	58.585	53.832	1:02.103	108.2	23:37.067
6	1	2:18.6	47.086	42.370	49.241	136.1	15:06.084	6	1	2:52.3	57.929	53.801	1:00.653	109.5	26:29.450
7	1	3:19.3	B 49.425			94.7	18:25.388								
8	1	2:37.8	58.915	48.371	50.530	119.6	21:03.204								
9	1	2:24.2	49.173	45.830	49.275	130.9	23:27.482								
10	1	2:30.7	47.587	48.953	54.189	125.3	25:58.211								
105 Alfa Delta OKP 1750 GTAm 1. Ambrogio PERFETTI G2 TC 2000															
1	1	3:19.4	1:33.958	51.638	53.836	94.7	3:19.432	1	1	3:52.4	1:53.373	57.039	1:02.037	81.2	3:52.449
2	1	2:15.4	46.918	40.905	47.629	139.4	5:34.884	2	1	10:34.	B 59.990	52.329	8:41.775	29.8	14:26.543
3	1	3:55.7	B 45.771	40.848	2:29.133	80.1	9:30.636	3	1	3:18.0	1:13.570	1:00.227	1:04.253	95.3	17:44.593
4	1	2:29.7	55.493	43.592	50.615	126.1	12:00.336	4	1	2:57.9	1:00.766	56.078	1:01.110	106.1	20:42.547
5	1	2:16.8	46.153	40.777	49.920	138.0	14:17.186	5	1	2:54.5	58.585	53.832	1:02.103	108.2	23:37.067
6	1	2:14.6	45.771	41.245	47.646	140.2	16:31.848	6	1	2:52.3	57.929	53.801	1:00.653	109.5	26:29.450
7	1	2:20.1	46.331	46.039	47.791	134.7	18:52.009								
8	1	2:14.6	45.546	41.402	47.708	140.2	21:06.665								
112 Carrera Team GT Veloce 200 1. Antonio PALMA H1 T 2000 2. Guglielmo MAGGIO															
1	1	3:52.4	1:53.373	57.039	1:02.037	81.2	3:52.449	1	1	3:52.4	1:53.373	57.039	1:02.037	81.2	3:52.449
2	1	10:34.	B 59.990	52.329	8:41.775	29.8	14:26.543	2	1	9:07.1	48.453	43.582	7:35.078	34.5	12:39.047
3	1	3:18.0	1:13.570	1:00.227	1:04.253	95.3	17:44.593	3	1	2:16.2	45.423	42.170	48.647	138.6	14:55.287
4	1	2:57.9	1:00.766	56.078	1:01.110	106.1	20:42.547	4	1	2:17.0	46.400	42.289	48.325	137.8	17:12.301
5	1	2:54.5	58.585	53.832	1:02.103	108.2	23:37.067	5	1	4:28.6	B 55.276			70.3	21:40.907
6	1	2:52.3	57.929	53.801	1:00.653	109.5	26:29.450	6	1	2:29.5	56.652	43.273	49.649	126.2	24:10.481
116 Scuderia Biondetti 1750 GTAm 1. Franco MONGUZZI G2 TC 2000															
1	1	3:31.9	1:50.510	48.768	52.656	89.1	3:31.934	1	1	3:31.9	1:50.510	48.768	52.656	89.1	3:31.934
2	1	9:07.1	48.453	43.582	7:35.078	34.5	12:39.047	2	1	9:07.1	48.453	43.582	7:35.078	34.5	12:39.047
3	1	2:16.2	45.423	42.170	48.647	138.6	14:55.287	3	1	2:16.2	45.423	42.170	48.647	138.6	14:55.287
4	1	2:17.0	46.400	42.289	48.325	137.8	17:12.301	4	1	2:17.0	46.400	42.289	48.325	137.8	17:12.301
5	1	4:28.6	B 55.276			70.3	21:40.907	5	1	4:28.6	B 55.276			70.3	21:40.907
6	1	2:29.5	56.652	43.273	49.649	126.2	24:10.481	6	1	2:29.5	56.652	43.273	49.649	126.2	24:10.481
7	1	2:16.3	45.942	42.065	48.382	138.4	26:26.870	7	1	2:16.3	45.942	42.065	48.382	138.4	26:26.870
125 Carrera Team Giulia Sprint 1. Giovanni SERIO FTC 1600 2. Franco MISCHIS															
1	1	4:17.7	2:15.382	59.358	1:03.002	73.3	4:17.742	1	1	4:17.7	2:15.382	59.358	1:03.002	73.3	4:17.742
2	1	2:50.7	57.942	52.145	1:00.635	110.6	7:08.464	2	1	2:50.7	57.942	52.145	1:00.635	110.6	7:08.464
3	1	4:26.4	B 1:00.258			70.9	11:34.951	3	1	4:26.4	B 1:00.258			70.9	11:34.951
4	1	2:44.9	1:02.826	47.977	54.109	114.5	14:19.863	4	1	2:44.9	1:02.826	47.977	54.109	114.5	14:19.863
5	1	2:27.9	50.623	45.481	51.822	127.6	16:47.789	5	1	2:27.9	50.623	45.481	51.822	127.6	16:47.789



Alfa Revival Cup

Mugello Racing Weekend

Prove Libere 1

Sector Analysis

Invalidated Lap							Personal Best							Session Best							B Crossing the pit lane						
Lap	D	Time	Sector 1	Sector 2	Sector 3	Kph	Elapsed	Lap	D	Time	Sector 1	Sector 2	Sector 3	Kph	Elapsed	Lap	D	Time	Sector 1	Sector 2	Sector 3	Kph	Elapsed				
138 Alfa Delta OKP 1.Fred Arve MONSEN Giulia Sprint G2 GTS 1600																											
6	1	2:27.8	50.288	46.203	51.384	127.7	19:15.664	8	1	2:16.8	46.348	42.927	47.603	137.9	21:07.653	9	1	2:17.2	46.405	42.437	48.405	137.6	23:24.900				
7	1	2:27.1	50.035	45.413	51.745	128.3	21:42.857																				
8	1	2:35.1	49.702	50.238	55.233	121.7	24:18.030																				
1	1	3:41.7	2:00.970	47.596	53.141	85.2	3:41.707																				
2	1	2:29.6	51.761	44.835	53.090	126.1	6:11.393																				
3	1	2:26.0	49.676	45.144	51.193	129.3	8:37.406																				
4	1	2:26.5	49.059	45.201	52.247	128.9	11:03.913																				
5	1	2:25.0	49.280	44.672	51.064	130.2	13:28.929																				
6	1	2:24.5	49.572	44.354	50.629	130.6	15:53.484																				
151 Alfa Race Team 1.André KARDOL GT Veloce 200 H2 TC 2000																											
1	1	3:21.5	1:25.305	56.718	59.562	93.7	3:21.585																				
2	1	2:40.4	54.154	50.707	55.561	117.7	6:02.007																				
3	1	2:35.1	52.314	48.679	54.118	121.7	8:37.118																				
4	1	2:39.0	52.294	51.007	55.752	118.7	11:16.171																				
5	1	2:35.0	52.166	48.917	53.950	121.8	13:51.204																				
6	1	2:33.8	52.027	47.970	53.827	122.8	16:25.028																				
7	1	2:34.8	51.511	48.991	54.310	122.0	18:59.840																				
8	1	2:34.4	52.412	47.882	54.117	122.3	21:34.251																				
9	1	2:33.9	52.741	47.600	53.606	122.7	24:08.198																				
163 Formula GT 1.Atul SAINI 2.Peter PRALLER Giulia Sprint G1 GR.5 1600																											
1	1	3:38.4	1:36.894	1:00.027	1:01.555	86.4	3:38.476																				
2	1	2:52.4	57.386	55.125	59.926	109.5	6:30.913																				
3	1	2:49.4	55.878	54.132	59.412	111.4	9:20.335																				
4	1	2:51.2	56.517	55.598	59.090	110.3	12:11.540																				
5	1	2:48.6	58.062	52.689	57.867	112.0	15:00.158																				
6	1	2:48.3	57.119	53.831	57.427	112.1	17:48.535																				
7	1	2:46.3	56.950	52.653	56.726	113.5	20:34.864																				
8	1	2:45.3	56.161	53.135	56.091	114.2	23:20.251																				
9	1	2:54.6	57.231	54.708	1:02.703	108.1	26:14.893																				
188 Alfa Delta OKP 1.Fabrizio ZAMUNER 2.Arturo MERZARIO Giulia Sprint G2 GTS 1600																											
1	1	4:31.1	1:33.539	51.763	2:05.864	69.6	4:31.166																				
2	1	11:07.	1:05.864	1:18.787	8:42.996	28.3	15:38.813																				
306 Carrera Team 1.Massimo GUERRA 2.Marco GUERRA Giulia Sprint I GR.5 1600																											
1	1	3:36.0	1:48.475	50.513	57.059	87.4	3:36.047																				
2	1	2:25.4	50.545	44.652	50.217	129.8	6:01.461																				
3	1	2:15.4	46.268	41.698	47.513	139.4	8:16.940																				
4	1	2:14.2	45.601	41.098	47.573	140.6	10:31.212																				
5	1	3:26.7	50.393			91.3	13:57.937																				
6	1	2:33.0	1:02.377	42.803	47.869	123.4	16:30.986																				
7	1	2:19.7	46.918	43.590	49.281	135.1	18:50.775																				